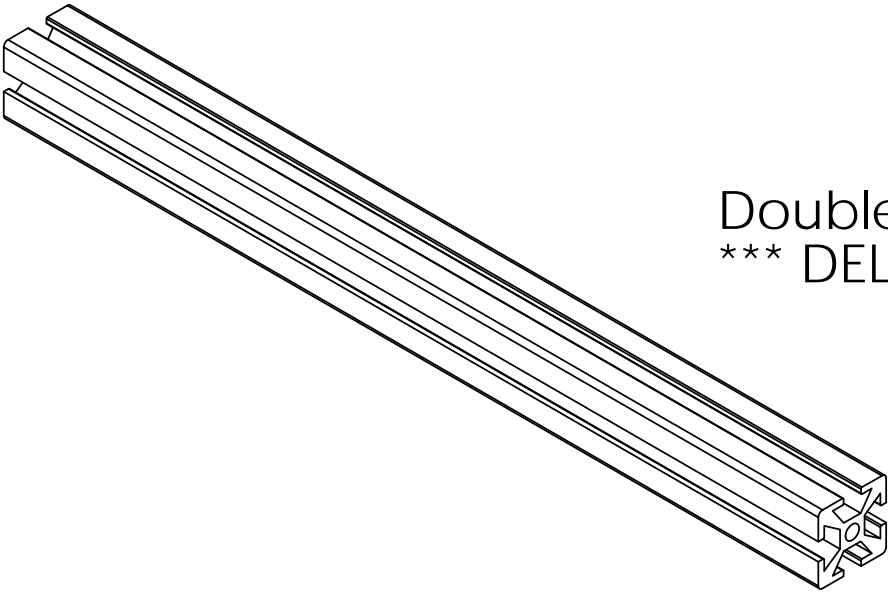
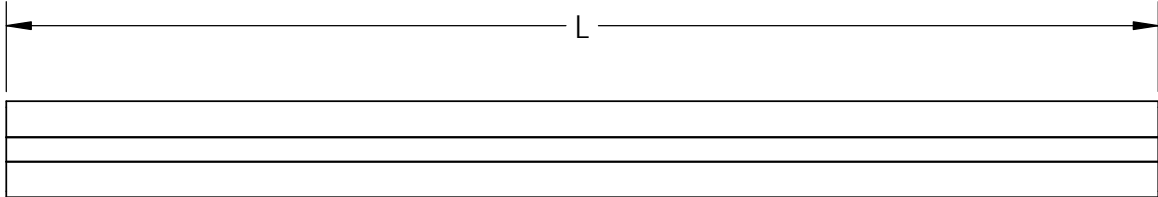
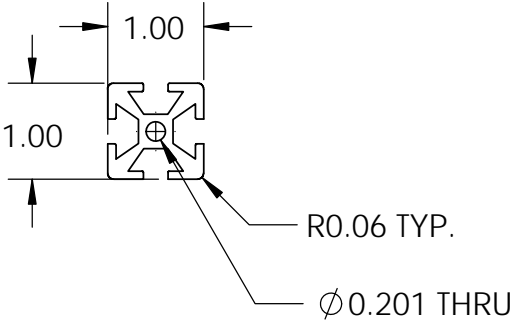


Part Number	Length (in.)	Quantity
EML2322L-020	9.0	2
EML2322L-009	14.5	2



Double Click Title Block to Edit Contents
 *** DELETE THIS NOTE PRIOR TO PRINTING ***



- NOTES:
1. DIMS IN INCHES
 2. MAT'L: 80/20 AL EXTRUSION
 3. BREAK CUT ENDS
 4. FINISH NO SURFACES
 5. QTY SPECIFIED IN TABLE
 6. USE CUT OFF TOLERANCES

TOLERANCE UNLESS NOTED				TITLE: 80/20 Extrusion (simplified)		
OPERATION	PLACES IN DIMENSION			DRAWN	DRAWER'S NAME	
	0.0	0.00	0.000	DESIGNED	I. WIDJAJA	
MACHINING	±0.050	±0.020	±0.005	SIZE A	DWG. NO. EML2322L-XXX	REV A
CUT OFF (SAW, BURN, SHEAR)	±0.1	±0.060				
WELDING	±0.1	±0.060				
ANGULAR DIMS	±5	±2	±0.5	SCALE: 1:2	SHEET 1 OF 1	