

## RELATION BETWEEN NODE NUMBER , CONNECTORS , AND AREAS CREATED IN 2D

It is well known since the time of Euler that there exists a universal relation stating that-

$$V+F-E=2$$

, where V represents the number of vertexes of a 3D polyhedron, F the number of its faces, and E the number of edges. For a cube one has  $V=8$ ,  $F=6$ , and  $E=12$ . Thus the Euler formula yields  $8+6-12=2$ . Moving things to 2D takes one into the realm of graph theory. There the usual statement of the Euler formula reads-

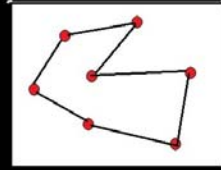
$$N+R-A=2$$

, where N represents the number of nodes, R equals the number of regions present including the region outside a closed node structure, and A the number of interior angles present. Thus for a hexagon we have  $N=6$ ,  $R=2$ , and  $A=6$ . This produces  $6+2-6=2$  in agreement with the above formula.

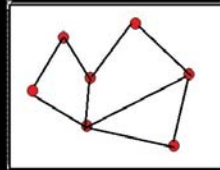
Our purpose here is to consider a related problem in which we start with N points (termed nodes in graph theory) lying within the x-y plane and then connecting these to each other by C connectors to form a closed area composed of A sub-areas.

To find out the relation between N,A, and C, we start with the following graph in which one has nine randomly placed nodes  $N=9$  connected to each other by a different number of connectors C to form A sub-areas-

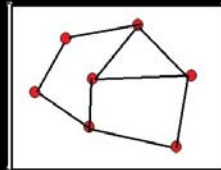
DIFFERENT CLOSED AREAS FORMED BY CONNECTING NINE NODES



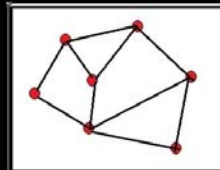
$$N=7, A=1, C=7$$



$$N=7, A=3, C=9$$



$$N=7, A=3, C=9$$



$$N=7, A=4, C=10$$

$$N+A-C=1$$

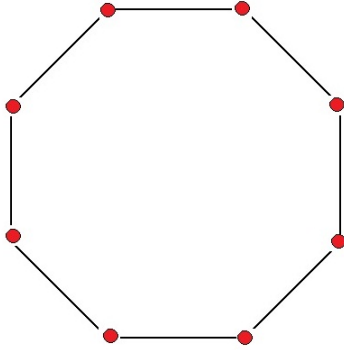
We note that in each of the different connection patterns, it is always true that-

$$N+A-C=1$$

regardless what type of sub-areas the figure has. By replacing A by A+1 one in effect recovers the Euler result for 2D.

When the nodal point are placed at the vertexes of an N sided regular polygon and connected to their two nearest two neighbors one generates the perimeter of the polygon. For an octagon we have A=1, N=C=8. Here is its graph-

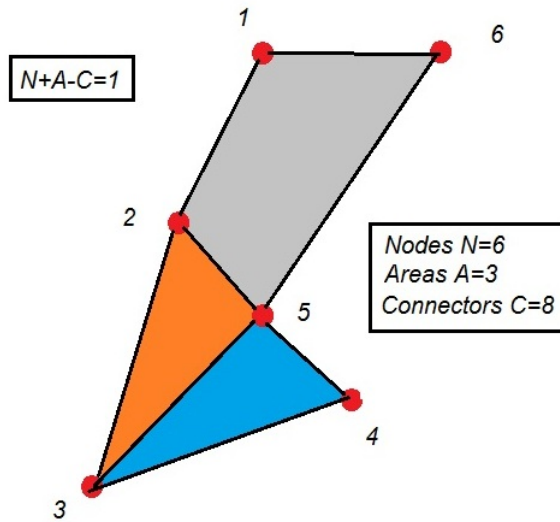
REGULAR OCTAGON WITH  $N+A-C=1$



Nodes=8, Connectors=8, Areas=1

A more complicated configuration constructed from six randomly placed nodal points is the following-

AREAS CREATED BY HAVING EACH NODE CONNECTED BY TWO LINES TO ITS NEAREST NEIGHBORS

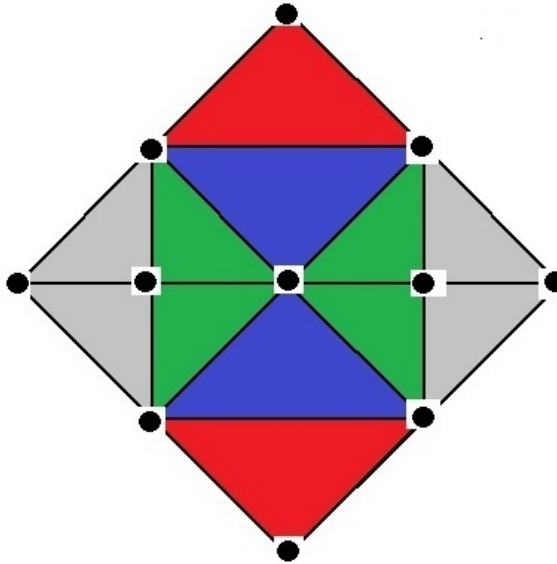


Here we have six nodes and eight connectors forming two triangle sub-areas and one quadrangle sub-area. That is  $N=6$ ,  $A=3$ , and  $C=8$ . This again obeys the law-

$$N+A-C=6+3-8=1$$

This law continues to hold no matter what the number of points in the 2D plane one is dealing with. Here is a pattern for eleven nodal points-

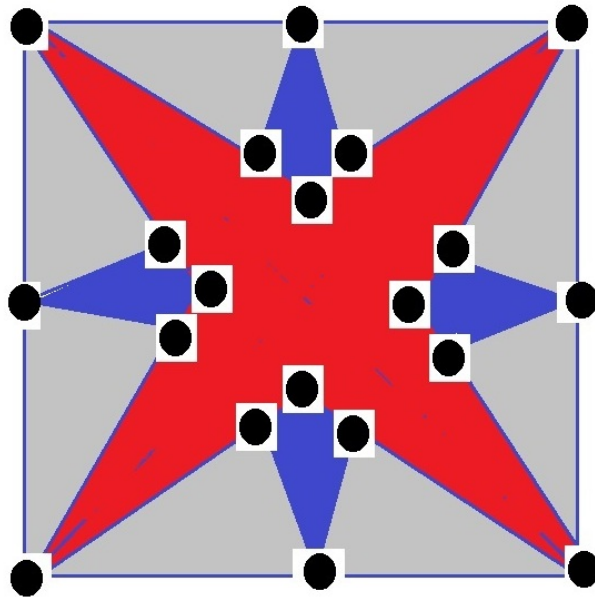
PATTERN GENERATED BY 11 NODAL POINTS  
AND TWENTY-TWO CONNECTORS



$N=11, A=12, C=22$

As a final 2D pattern we look at the star configuration produced by 22 nodes placed symmetrically about both the x and y axis. Here is the graph-

STAR PATTERN PRODUCED BY TWENTY NODES  
AND THIRTY-TWO CONNECTORS



$$N=20, A=13, C=32$$

There we have a total of  $A=13$  sub-areas (grey, red, and blue) . The connectors add up to  $C=32$ . Again we have-

$$N+A-C=20+13-32=1$$

U.H.Kurzweg  
November 1, 2017